



Startup Palestine
Impact and Evaluation report as of March 31, 2019
For the first tranche and Second tranche



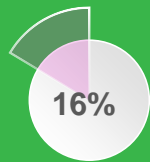
Startup Palestine
Impact and Evaluation report as of March 31, 2019
For the first tranche and Second tranche

Total Evaluation Report March 31, 2019

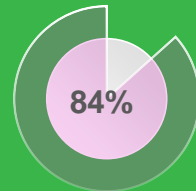
The below chart describe the total ratios

Total Number of Loans	1634
Loans	\$ 16,990,950
Total of Italian origin goods	\$ 545,800
Average Interest rate applied	8.00 %
Number of Jobs created	3071

Type of Business



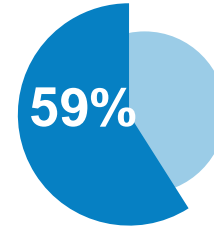
New Business



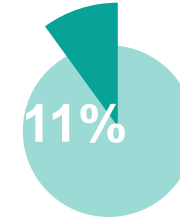
Existing

Village/Camp/City

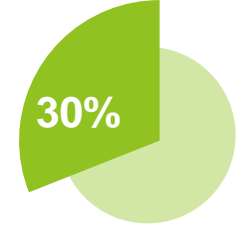
Village



Camp



City

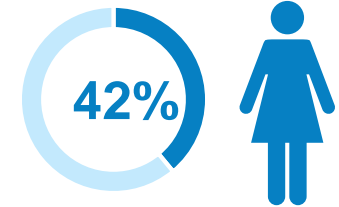


Borrowers Gender

Male

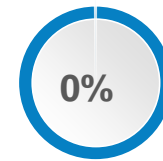


Female

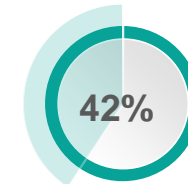


Borrowers Age

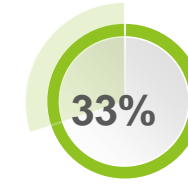
Below 20 yrs



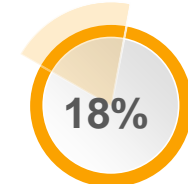
20-30 yrs



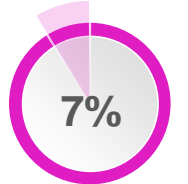
31-40 yrs



41-50 yrs

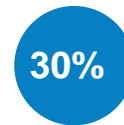


Above 50 yrs



Economic Sector

Agriculture



Light Industry



Trade



Service



ICT

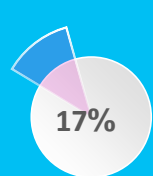
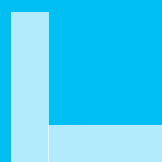


1st tranche Evaluation Report March 31, 2019

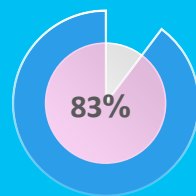
The below chart describe the total ratios of the 1ST tranche

Total Number of Loans	820
Loans	\$ 7,350,000
Total of Italian origin goods	\$ 363,700
Average Interest rate applied	8.1 %
Number of Jobs created	1281

Type of Business



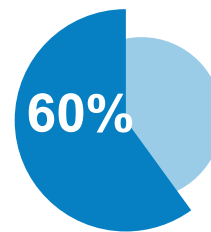
New Business



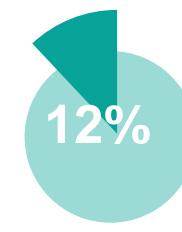
Existing

Village/Camp/City

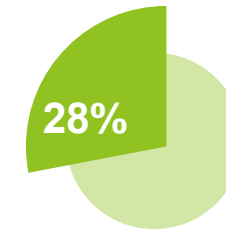
Village



Camp

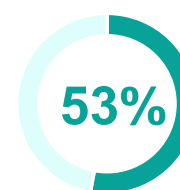


City

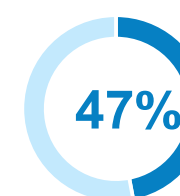


Borrowers
Gender

Male



Female



Borrowers Age

1%

Below 20 yrs

39%

20-30 yrs

32%

31-40 yrs

21%

41-50 yrs

7%

Above 50 yrs

Economic Sector

31%

Agriculture

14%

Light
Industry

39%

Trade

14%

Service

2%

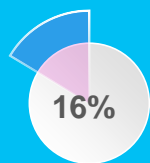
ICT

2nd tranche Evaluation Report March 31, 2019

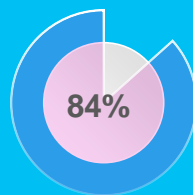
The below chart describe the total ratios of the 2nd tranche

Total Number of Loans	814
Loans	\$ 9,640,950
Total of Italian origin goods	\$ 182,100
Average Interest rate applied	7.69 %
Number of Jobs created	1790

Type of Business



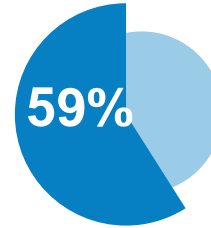
New Business



Existing

Village/Camp/City

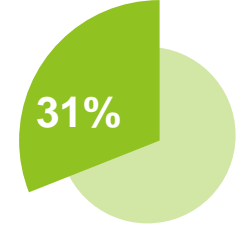
Village



Camp



City

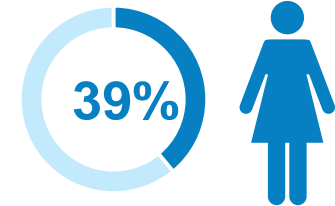


Borrowers Gender

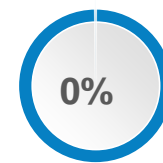
Male



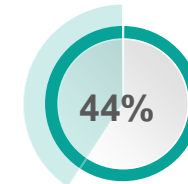
Female



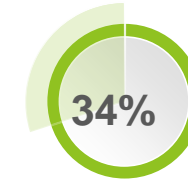
Borrowers Age



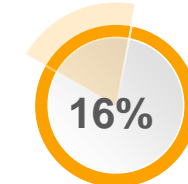
Below 20 yrs



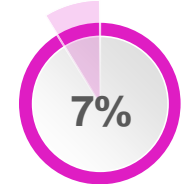
20-30 yrs



31-40 yrs

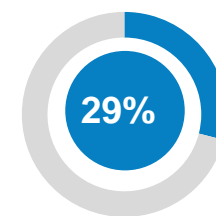


41-50 yrs

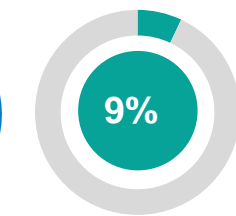


Above 50 yrs

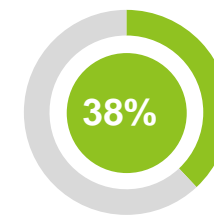
Economic Sector



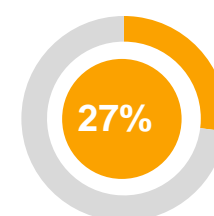
Agriculture



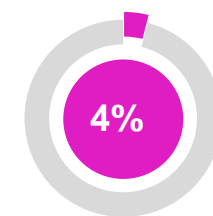
Light Industry



Trade



Service



ICT

1ST tranche Evaluation Report March 31, 2019

The below tables describe the total ratios of the 1ST tranche

Total Number of Loans	820
Loans	\$ 7,350,000
Total of Italian origin goods	\$ 363,700
Average Interest rate applied	8.1 %
Number of Jobs created	1281

		ACAD	FATEN	VITAS	IBDAA	ASALA	TOTAL
Village- Camp- city	Village	%56	% 59	%30	%74	%66	60%
	Camp	%9	%11	%0	%6	%21	12%
	City	%35	%30	%70	%20	%13	28 %
Gender	Male	% 47	%73	%83	%86	%8	53 %
	Female	% 53	%27	%17	%14	%92	47 %
Borrower age	Below 20 yrs	%0	%0	%0	%1	%2	1 %
	20 – 30 yrs	%41	%35	%41	%41	%41	39 %
	31 -40 yrs	%31	%33	%35	%32	%32	32 %
	41 -50 yrs	%16	%24	%17	%17	%23	21 %
	Above 50 yrs	%12	%8	%7	%9	%1	7 %
Type of Business	New	%48	%3	%0	%55	%7	17%
	Exist	%52	%97	%100	%45	%93	83 %
Economic Sector	Agriculture	%43	%30	%4	%17	%35	31 %
	Light Industry	%11	%17	%9	%13	%12	14 %
	Trade	%44	%35	%41	%52	%38	39 %
	Services	%1	%12	%46	%17	%16	14 %
	ICT	%0	%5	%0	%0	%0	2 %

2nd tranche Evaluation Report March 31, 2019

The below tables describe the total ratios of the 2nd tranche

Total Number of Loans	314
Loans	\$ 9,640,950
Total of Italian origin goods	\$ 182,100
Average Interest rate applied	7.69 %
Number of Jobs created	1790

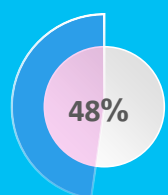

		ACAD	FATEN	VITAS	IBDAA	ASALA	REEF	TOTAL
Village- Camp- city	Village	%57	%39	%34	%73	%44	%88	%59
	Camp	%0	%34	%0	%5	%3	%1	%10
	City	%43	%27	%66	%22	%54	%11	%31
Gender	Male	%46	%32	%84	%84	%56	%79	%61
	Female	%54	%68	%16	%16	%42	%21	%39
Borrower age	Below 20 yrs	%0	%0	%0	%0	%0	%0	%0
	20 – 30 yrs	%30	%49	%16	%57	%31	%48	%44
	31 -40 yrs	%25	%32	%32	%33	%45	%41	%34
	41 -50 yrs	%23	%15	%34	%9	%24	%6	%16
	Above 50 yrs	%22	%4	%18	%1	%0	%5	%7
Type of Business	New	%21	%9	%34	%0	%0	%54	%16
	Exist	%79	%91	%66	%100	%100	%46	%84
Economic Sector	Agriculture	%33	%41	%11	%22	%8	%40	%29
	Light Industry	%6	%12	%11	%12	%9	%3	%9
	Trade	%61	%31	%39	%52	%42	%0	%38
	Services	%1	%16	%39	%15	%41	%56	%27
	ICT	%0	%0	%0	%0	%0	%0	%4

1st tranche Evaluation Report ACAD

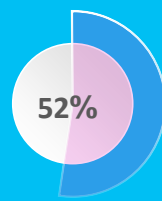
The below charts describe the total ratios of the 1ST tranche for ACAD

Total Number of Loans	158
Loans	\$ 1,050,000
Total of Italian origin goods	\$ 56,400
Average Interest rate applied	7.65%
Number of Jobs created	237

Type of Business



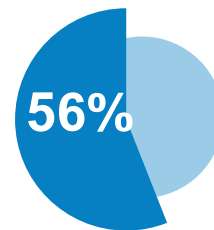
New Business



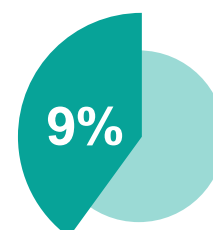
Existing

Village/Camp/City

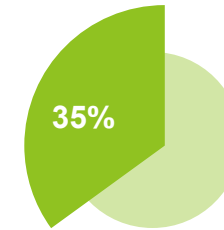
Village



Camp

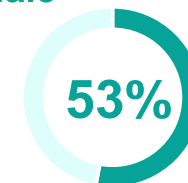


City

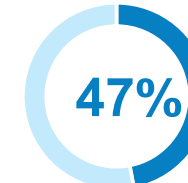


Borrowers
Gender

Male

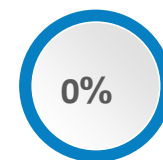


Female

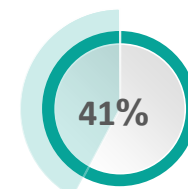


Borrowers Age

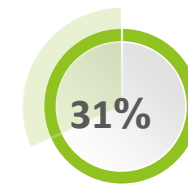
Below 20 yrs



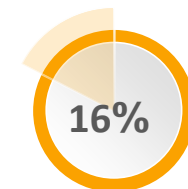
20-30 yrs



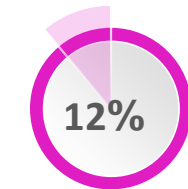
31-40 yrs



41-50 yrs

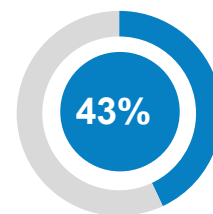


Above 50 yrs

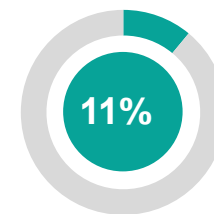


Economic Sector

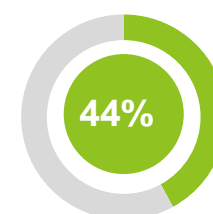
Agriculture



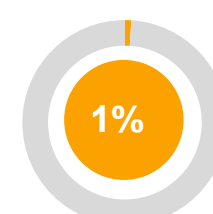
Light Industry



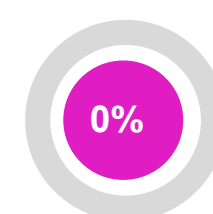
Trade



Service



ICT

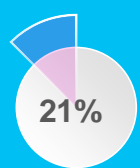


2nd tranche Evaluation Report ACAD

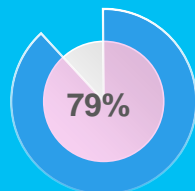
The below charts describe the total ratios of the 2nd tranche for ACAD

Total Number of Loans	142
Issue	\$ 1,459,724
Total of Italian origin goods	\$ 56,400
Average Interest rate applied	7.27%
Number of Jobs created	213

Type of Business



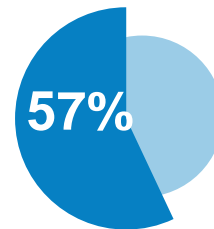
New Business



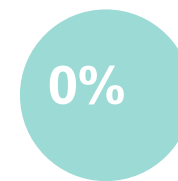
Existing

Village/Camp/City

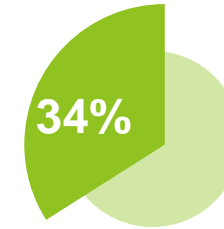
Village



Camp

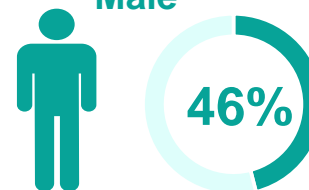


City

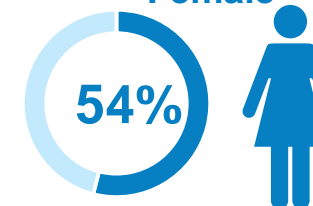


Borrowers Gender

Male



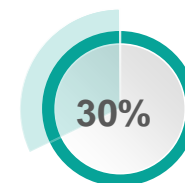
Female



Borrowers Age



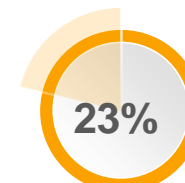
Below 20 yrs



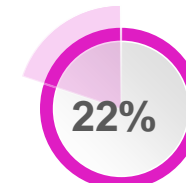
20-30 yrs



31-40 yrs

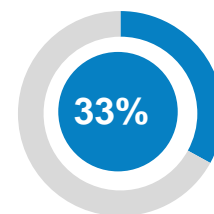


41-50 yrs

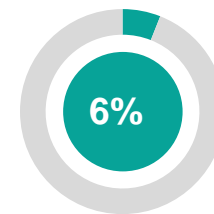


Above 50 yrs

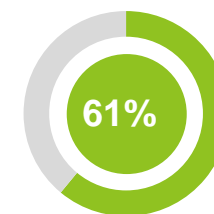
Economic Sector



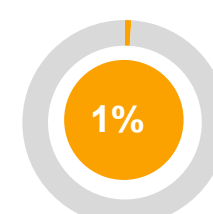
Agriculture



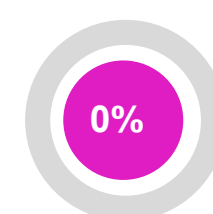
Light Industry



Trade



Service



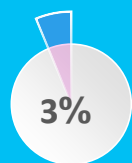

ICT

1st tranche Evaluation Report FATEN

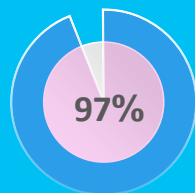
The below charts describe the total ratios of the 1ST tranche for FATEN

Total Number of Loans	323
Loans	\$ 3,150,000
Total of Italian origin goods	\$ 147,800
Average Interest rate applied	6.69%
Number of Jobs created	587

Type of Business



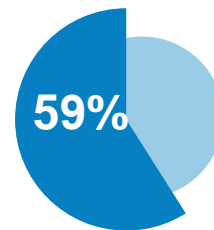
New Business



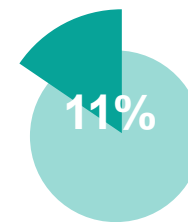
Existing

Village/Camp/City

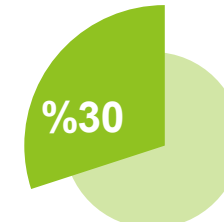
Village



Camp

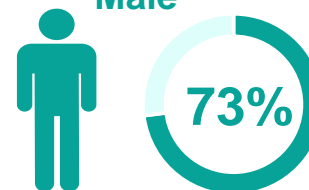


City

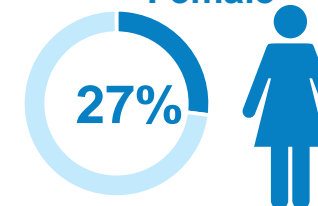


Borrowers
Gender

Male



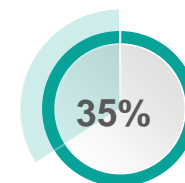
Female



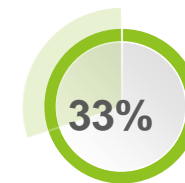
Borrowers Age



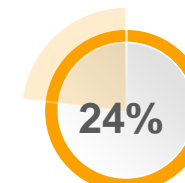
Below 20 yrs



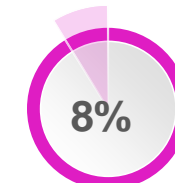
20-30 yrs



31-40 yrs

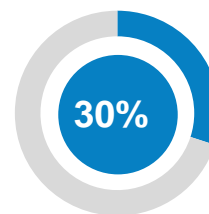


41-50 yrs

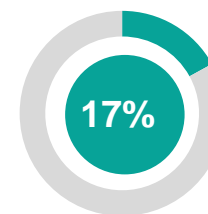


Above 50 yrs

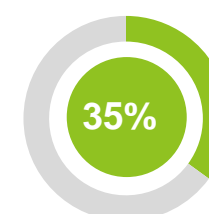
Economic Sector



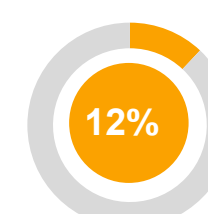
Agriculture



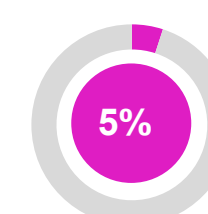
Light
Industry



Trade



Service



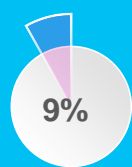

ICT

2nd tranche Evaluation Report FATEN

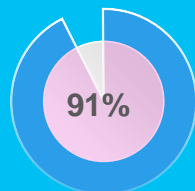
The below charts describe the total ratios of the 2nd tranche for FATEN

Total Number of Loans	199
Issue	\$ 1,195,000
Total of Italian origin goods	\$ 56,600
Average Interest rate applied	6.62%
Number of Jobs created	314

Type of Business



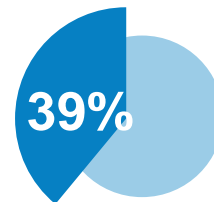
New Business



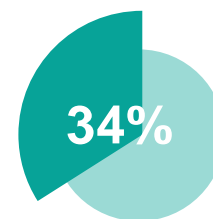
Existing

Village/Camp/City

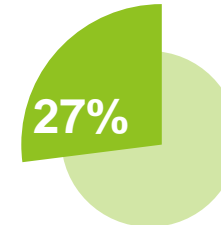
Village



Camp



City

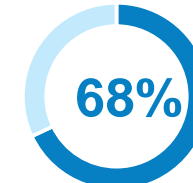


Borrowers Gender

Male



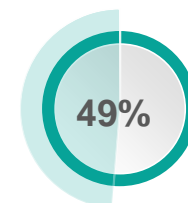
Female



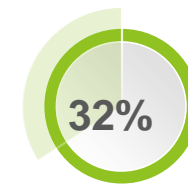
Borrowers Age



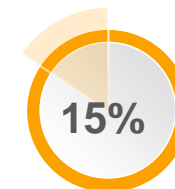
Below 20 yrs



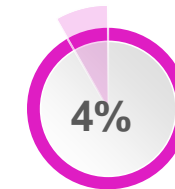
20-30 yrs



31-40 yrs

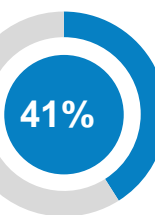


41-50 yrs

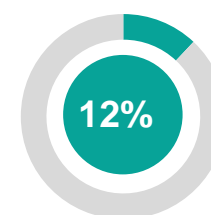


Above 50 yrs

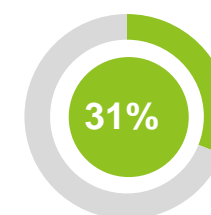
Economic Sector



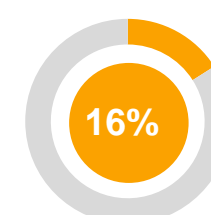
Agriculture



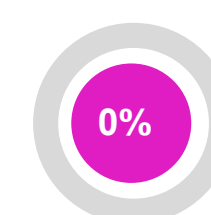
Light Industry



Trade



Service



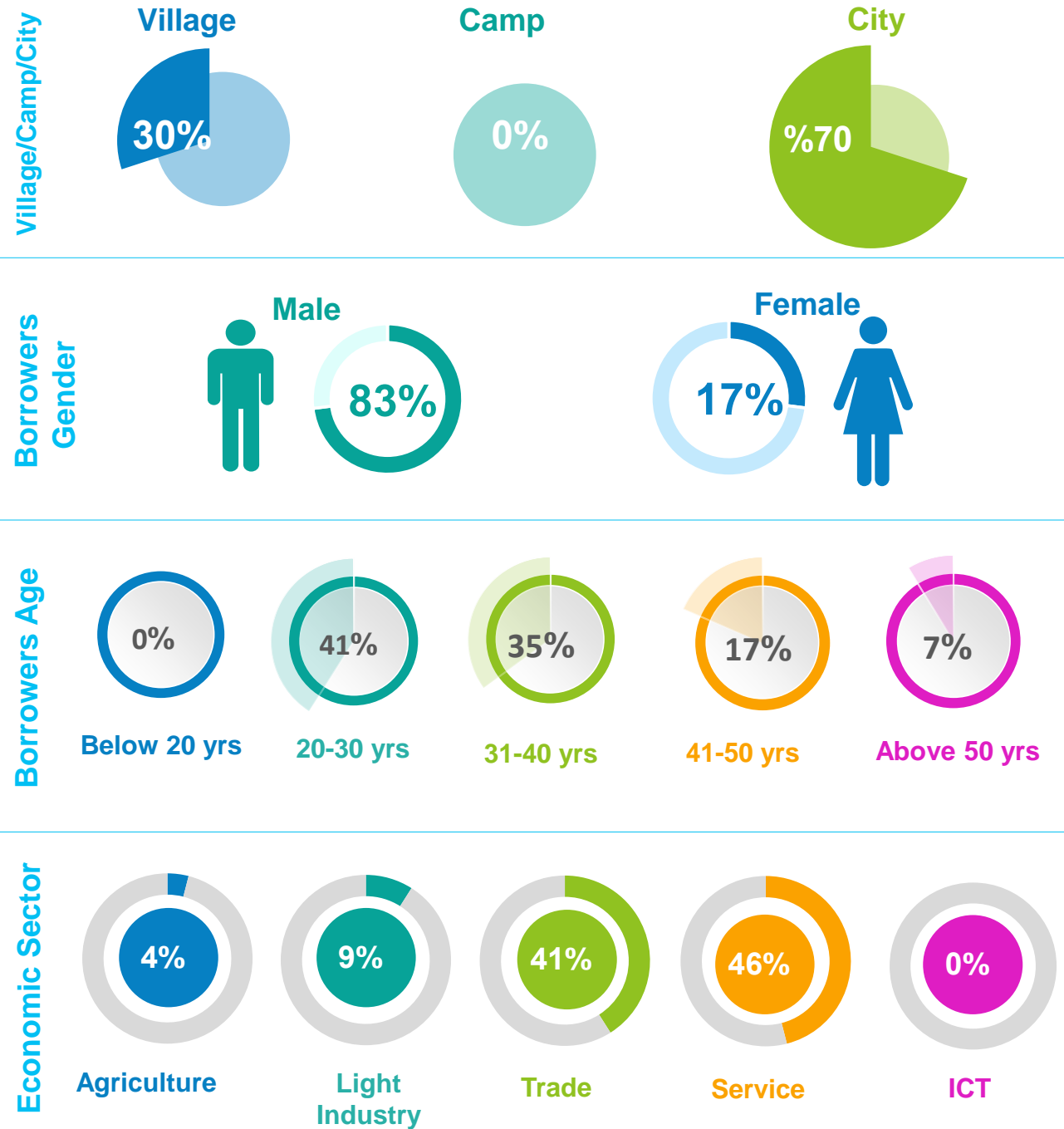
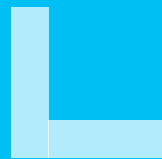
ICT

1st tranche Evaluation Report VITAS

The below charts describe the total ratios of the 1ST tranche for VITAS

Total Number of Loans	54
Loans	\$ 1,050,000
Total of Italian origin goods	\$ 53,000
Average Interest rate applied	9.05%
Number of Jobs created	94

Type of Business

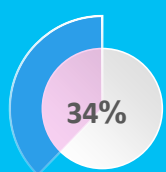


2nd tranche Evaluation Report VITAS

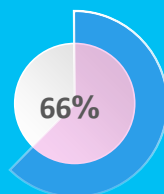
The below charts describe the total ratios of the 2nd tranche for VITAS

Total Number of Loans	56
Loans	\$ 2,011,022
Total of Italian origin goods	-
Average Interest rate applied	7.35%
Number of Jobs created	408

Type of Business



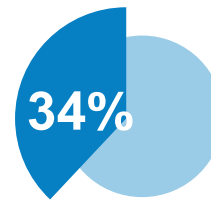
New Business



Existing

Village/Camp/City

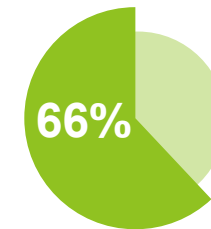
Village



Camp

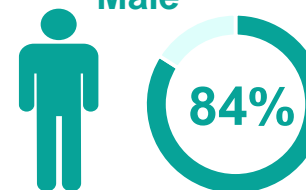


City

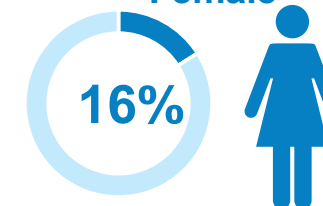


Borrowers Gender

Male



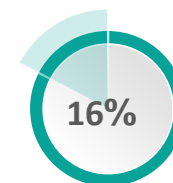
Female



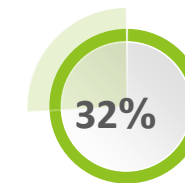
Borrowers Age



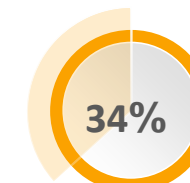
Below 20 yrs



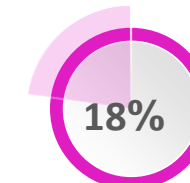
20-30 yrs



31-40 yrs

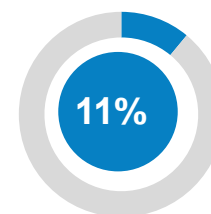


41-50 yrs

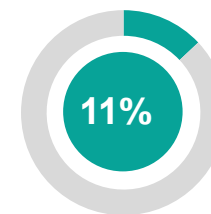


Above 50 yrs

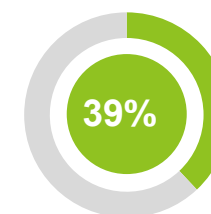
Economic Sector



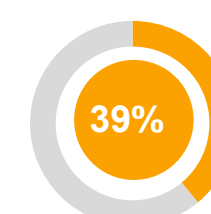
Agriculture



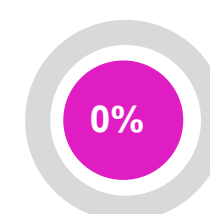
Light Industry



Trade



Service



ICT

1st tranche Evaluation Report IBDAA

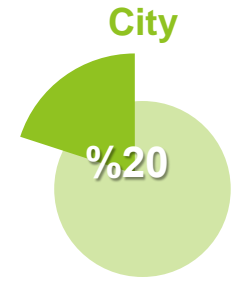
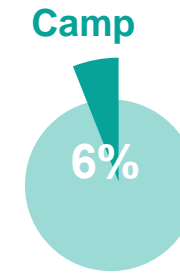
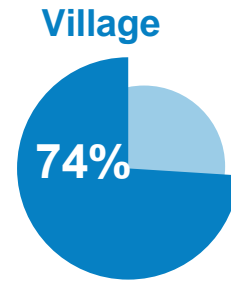
The below charts describe the total ratios of the 1ST tranche for IBDAA

Total Number of Loans	69
Loans	\$ 525,000
Total of Italian origin goods	\$ 11,500
Average Interest rate applied	6.03%
Number of Jobs created	104

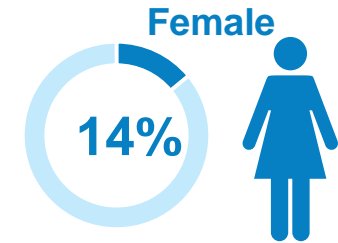
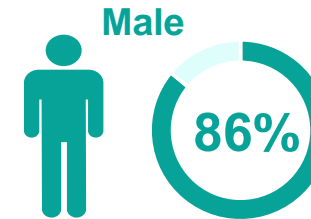
Type of Business



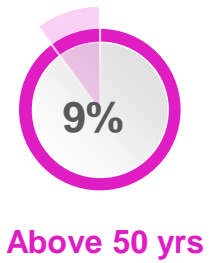
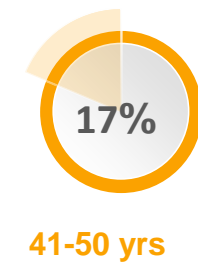
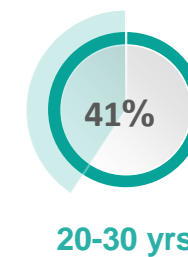
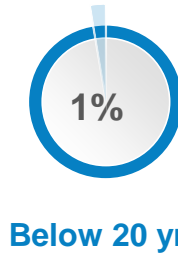
Village/Camp/City



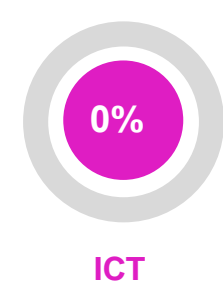
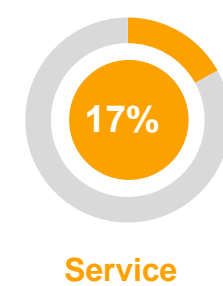
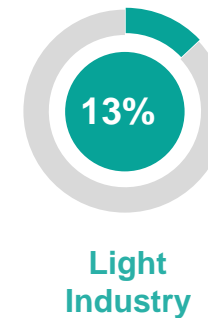
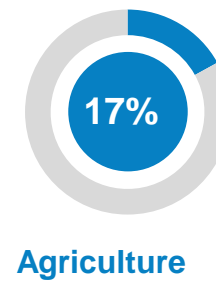
Borrowers Gender



Borrowers Age



Economic Sector



2nd tranche Evaluation Report IBDAA

The below charts describe the total ratios of the 2nd tranche for IBDAA

Total Number of Loans	213
Loans	\$ 1,674,247
Total of Italian origin goods	-
Average Interest rate applied	10%
Number of Jobs created	320

Type of Business

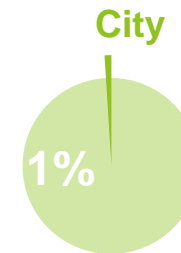
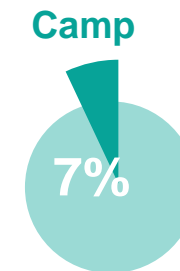
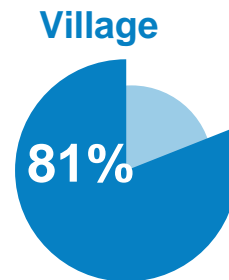


New Business

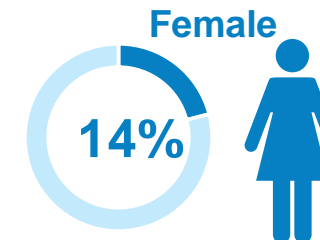
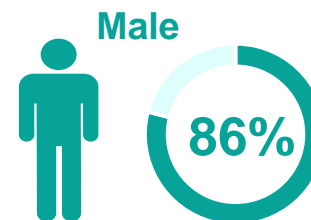


Existing

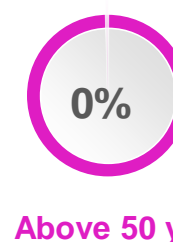
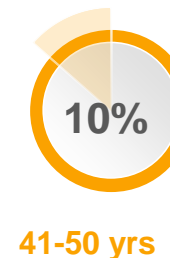
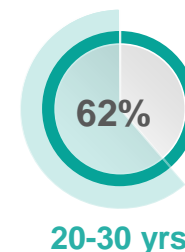
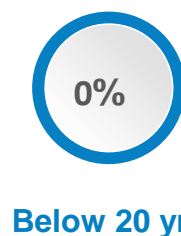
Village/Camp/City



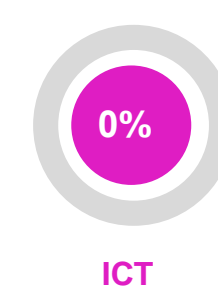
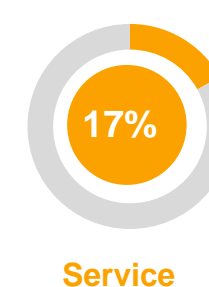
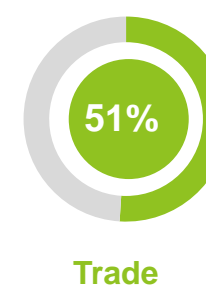
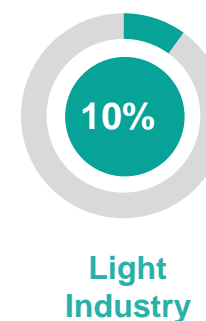
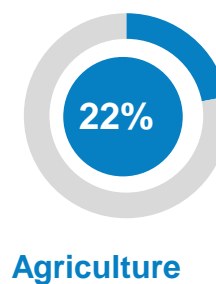
Borrowers Gender



Borrowers Age



Economic Sector

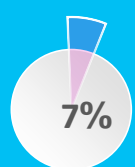



1st tranche Evaluation Report ASALA

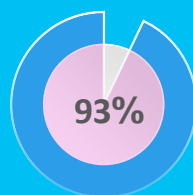
The below charts describe the total ratios of the 1ST tranche for ASALA

Total Number of Loans	216
Loans	\$ 1,575,000
Total of Italian origin goods	\$ 95,000
Average Interest rate applied	11.15%
Number of Jobs created	259

Type of Business



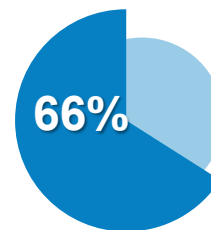
New Business



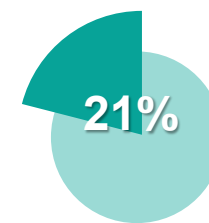
Existing

Village/Camp/City

Village



Camp

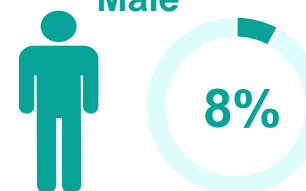


City

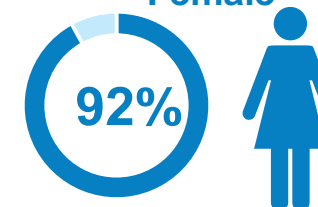


Borrowers
Gender

Male



Female

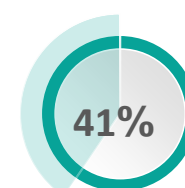


Borrowers Age

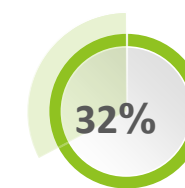
Below 20 yrs



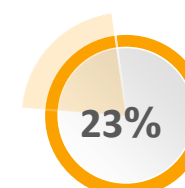
20-30 yrs



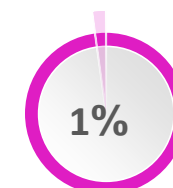
31-40 yrs



41-50 yrs

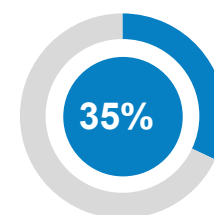


Above 50 yrs

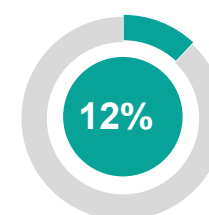


Economic Sector

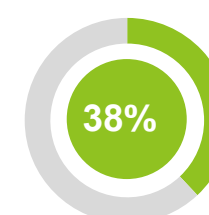
Agriculture



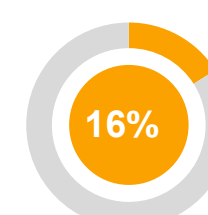
Light
Industry



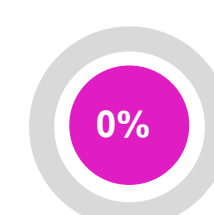
Trade



Service



ICT

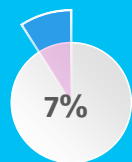


2nd tranche Evaluation Report ASALA

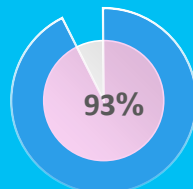
The below charts describe the total ratios of the 2nd tranche for ASALA

Total Number of Loans	78
Loans	\$ 1,707,064
Total of Italian origin goods	\$ 125,500
Average Interest rate applied	7.6%
Number of Jobs created	237

Type of Business



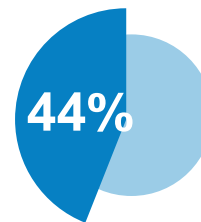
New Business



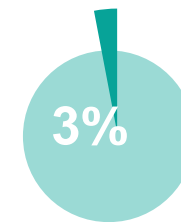
Existing

Village/Camp/City

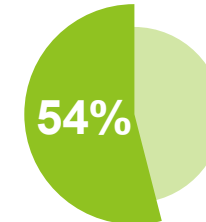
Village



Camp

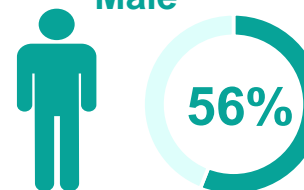


City

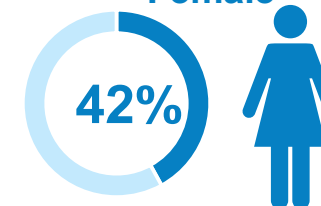


Borrowers Gender

Male



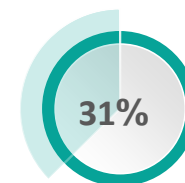
Female



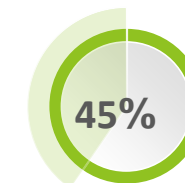
Borrowers Age



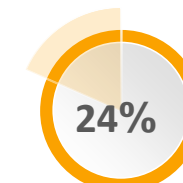
Below 20 yrs



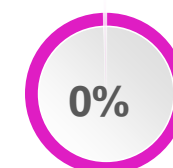
20-30 yrs



31-40 yrs



41-50 yrs



Above 50 yrs

Economic Sector

8%

Agriculture

9%

Light Industry

42%

Trade

41%

Service

0%

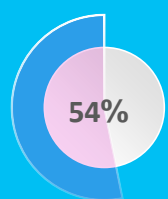
ICT

2nd tranche Evaluation Report REEF

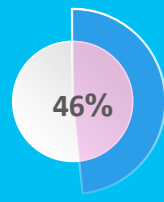
The below charts describe the total ratios of the 2nd tranche for REEF

Total Number of Loans	126
Loans	\$ 1,593,893
Total of Italian origin goods	\$ 0
Average Interest rate applied	7.47%
Number of Jobs created	298

Type of Business

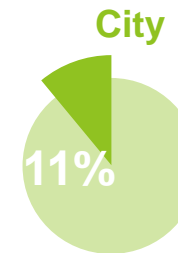
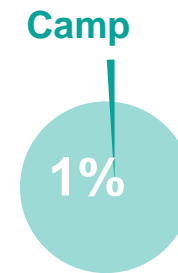
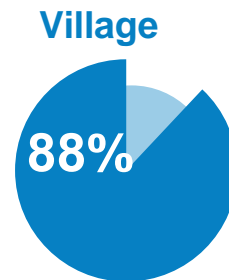


New Business

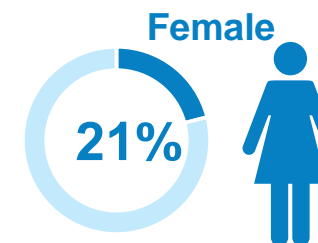
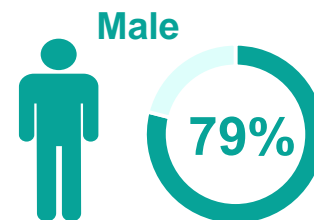


Existing

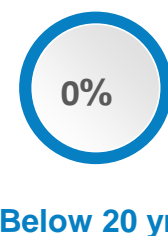
Village/Camp/City



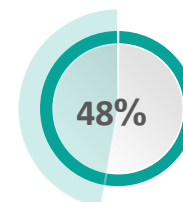
Borrowers Gender



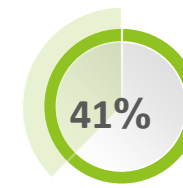
Borrowers Age



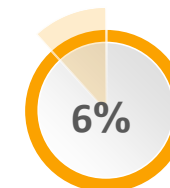
Below 20 yrs



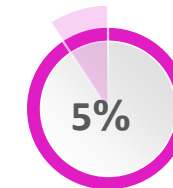
20-30 yrs



31-40 yrs

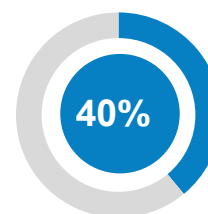


41-50 yrs

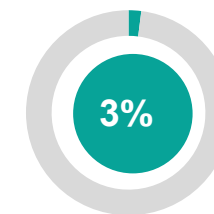


Above 50 yrs

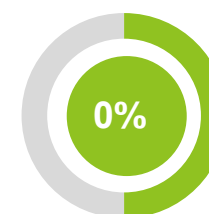
Economic Sector



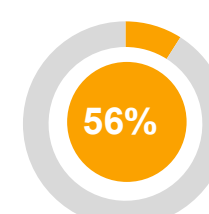
Agriculture



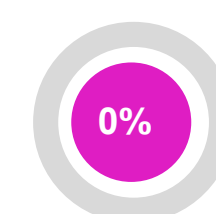
Light Industry





Trade



Service



ICT



1st tranche Evaluation Report GAZA

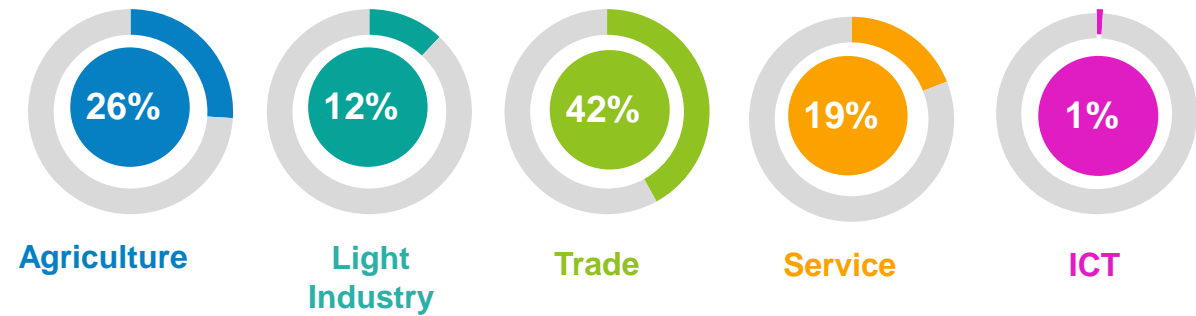
The below charts describe the total ratios of the 1st tranche for **GAZA STRIP**

ACAD	6%
FATEN	46%
VITAS	44%
IBDAA	0%
ASALA	29%

Borrowers Gender in Gaza Strip



Economic Sector



2nd tranche Evaluation Report GAZA

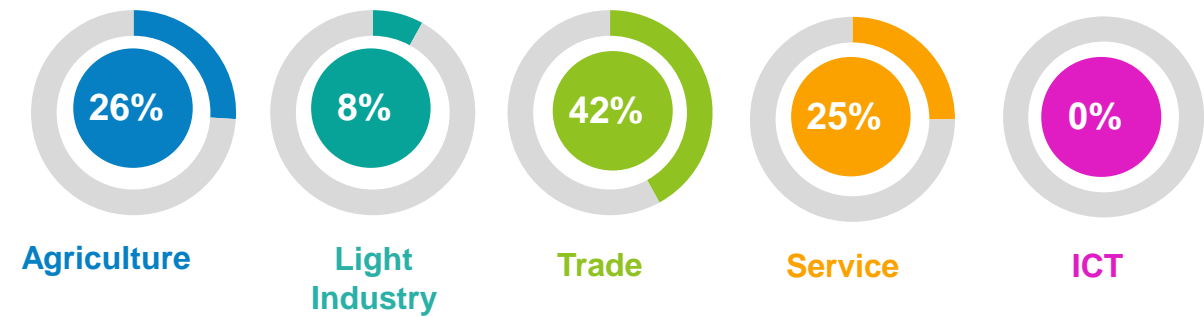
The below charts describe the total ratios of the 2nd tranche for **GAZA STRIP**

ACAD	8%
FATEN	52%
VITAS	8%
IBDAA	0%
ASALA	0%
REEF	1%

Borrowers Gender in Gaza Strip



Economic Sector





Thank You